

Cleanroom TL-S Amber Troffers: TL-S-LED-AMBER-TW

1x4, 2x2 and 2x4 Amber/White LED Surface Luminaires

- **Rated IP65**
- **Suitable for ISO 3-9 Cleanspaces**
- **Suitable for 209E class 100-100,000 Cleanspaces**
- **ETL listed for Wet Locations**
- **One piece Inset Doorframe**
- **Robotically seam welded housing**
- **Narrow Spectrum 590nm True Amber LEDs**
- **White / Amber separately controlled circuits**
- **0-10v 1% Dimming Standard**
- **B.A.A. & B.A.B.A Compliant & Made in the USA by a Family Owned US Corporation**
- **Available as Warm Dim or as Separately controlled intensity and CCT**
- **Tunable white LEDs allow a full range of CCTS from 2700K - 6500K CCT.**



DISCLAIMER: Although KURTZON has prepared the information contained in this document with all due care, KURTZON does not warrant or represent that the information is free from errors or omission. While the information is considered to be true and correct at the date of publication, changes in circumstances after the time of publication may impact on the accuracy of the information. The information may change without notice and KURTZON is not in any way liable for the accuracy of any information printed and stored or in any way interpreted or used.



ORDERING GUIDE

Series	Material	Size	Row Qty.	Amber LED	Row Qty.	White LED	CCT/CRI	Control	Voltage	Optics	Options		
TL-S				YLED590		LEDTW							
Series	Material	Size	Light Source				Control	Voltage	Optics				
TL-S	1 White CRS Hsg. & White CRS Door	1x4 1' x 4' Housing	1	YLED590	1	LEDTW	80 CRI:	10VA 0-10V Analog Control	120V	P12ACR	0.135" P12 Prismatic Impact Resistant Acrylic (Inverted)		
		3 LED Rows Max	2		2		827/ 865 2700K-6500K		277V	LEX	0.125" P12 Prismatic Polycarbonate (Inverted)		
	2 White CRS Hsg. & Polished 304 SS Door	2x2 2' x 2' Housing	2		1		90+ CRI:		10VWD 0-10V Warm Dim Control	927/965 2700K-6500K	UNV	A19	0.156" A19 Prismatic Impact Resistant Acrylic (Inverted)
		OR	3		2							TG	0.156" Prismatic Tempered Glass (Inverted)
	3 Polished 304 SS Hsg. & Polished 304 SS Door	2x4 2' x 4' Housing	4		3							HIA	0.140" P12 Prismatic High Impact Resistant Acrylic (Inverted)
		5 LED Rows Max											FROST
	4 White AL Hsg. & Polished 304 SS Door												2DBW
5 White AL Hsg. & White AL Door				LBW	0.125" Flat Diffused Acrylic with Linear Batwing Distribution								
6 White CRS Hsg. & White AL Door				GH85	0.125" Flat Diffused Acrylic with Glare Suppression Distribution								
7 White AL Hsg. & White CRS Door				NOTE: P12ACR option is standard and will be provided when no other option is selected									

Ordering Notes, If Applicable

Options	
SW	Wet Location Hub Supplied (not installed)
PxL *	Programmed to User Specified Lumen Value.
PxW *	Programmed to User Specified Wattage Value.
10KV	10KV Parallel Surge Protection (One Supplied Per Circuit)
GTD	Generator Transfer Device
WHIP	Must Specify Length and Wire Qty
OCCMW	Internal Microwave OCC Sensor
FC	Fuse & Holder (One Supplied Per Circuit)
EM10	10W Integral LED EM (Specify Input Voltage)
EM20	20W Remote LED EM (Specify Input Voltage)
EDL	-40F Electronic Driver
WHT	White Finished Door & HSG
AMW	Anti-Microbial White Powdercoat
2/EDY	Two Circuits of Amber Light
2/EDW	Two Circuits of White Light

Note*: Specify Value in Ordering Notes

Cleanroom TL-S Amber Troffers: TL-S-LED-AMBER-TW

1x4, 2x2 and 2x4 Amber/White LED Surface Luminaires

SPECIFICATIONS

HOUSING: One piece, hole free, robotically seam welded housing has flattened knockouts for a superior seal. Housings are available in .040" 3003 Aluminum, 20Ga 304 Stainless Steel, or 20Ga 1008 Cold Rolled Steel.

DOOR FRAME: One piece inset door frame with seam welds regressing into housing to allowing the NSF approved microcellular gasket to seal to the housing. Door frame is hinged by aircraft cables and secures to housing with captive stainless steel pan head screws. Available in .040" 3003 Powder coated Alum. , 20Ga 304 Polished SS, or 18Ga 1008 Powder coated CRS.

GASKETS: NSF Listed closed cell microcellular extruded KleanLock SealPro gasket with vulcanized corners making a one-piece oil and solvent resistant gasket system.

OPTICS: Standard P12 prismatic acrylic lens is provided when no other options are selected. All prismatic lensing options come with an inverted lens so the smooth side faces the room for easy cleaning. All optics are sealed to the door with NSF listed RTV silicone sealant. Other optics are available, consult factory for more information or options not listed.

LEDS: Fixture available with Amber only or Amber & White LED's, each color will be supplied with its own driver for dual switching. Amber LED's provide a narrow 590nm spectrum for wavelength sensitive applications. White high efficiency LEDs are commercially available minimum 80 or 90 CRI 2 channel LED modules and use 2700K and 6500K chips to mix color in order to achieve a desired color temperature. Modules have rated lifetime of L70 > 50,000 hrs and efficacy of 165Lm/W. LEDs are controllable via 0-10v dimming, see next page for control options. Consult factory for lumen output configurations not listed on spec sheets.. All boards have Zhaga recognized hole patterns and come with a 5 year warranty.

DRIVERS: Standard Universal Voltage Class 2 drivers are 0-10v Dimmable to 1% and rated -20C (-4F). They come with at least 2.5Kv surge protection, have less than 10% THD at max load, Ballast Factor Greater than .95 and are programmable to match specific lumen or wattage requirements. Drivers with higher input voltage ratings are available, consult factory for driver specifications. (each color LED comes standard with its own driver)

REFLECTOR: Die formed metal with high reflectance white polyester powder coat finish. Typical reflectivity 92%.

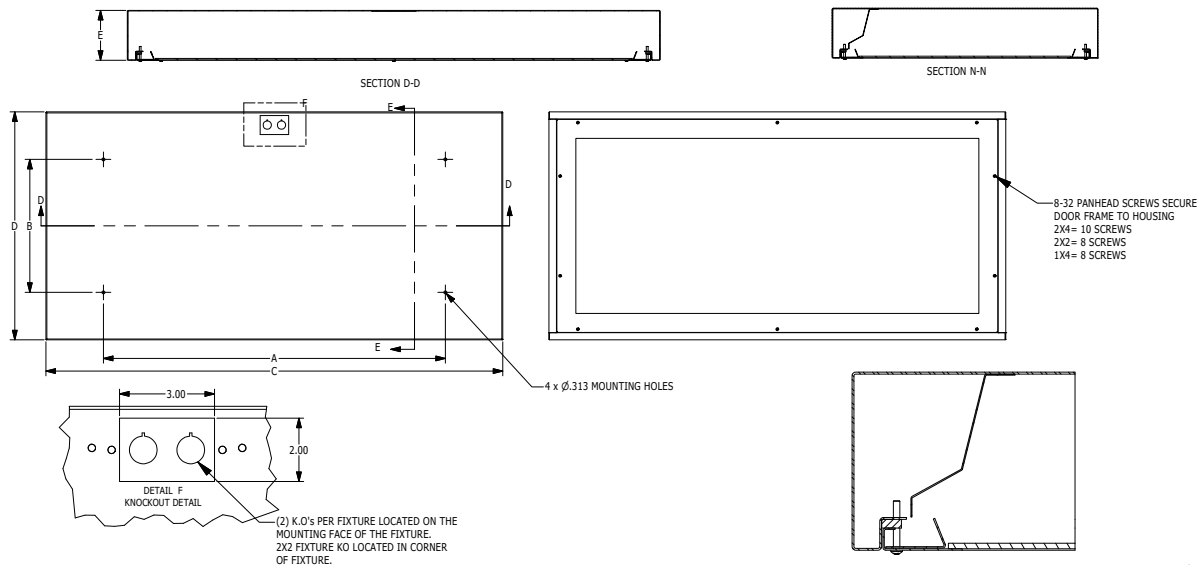
INSTALLATION: Four .312" dia. mounting holes and a removable gasketed wiring access plate with Supply entry via 1/2" trade size flattened knockouts. Suitable for surface installation onto covered ceilings only.

FINISH: Stainless steel door frames & housings are satin polished unless WHT or AMW options are selected. All other materials are provided with gloss high reflectance white polyester powder coat with 1000hr salt spray test per ASTM B117. AMW option provides a white anti-microbial polyester powder coat to all exposed surfaces.

LISTINGS: IP65 rated for dust and water ingress. Suitable for 1700 PSI high pressure hosedowns. ETL listed per UL_1598 for wet locations. Certified ISO-14644-1 for class 3 through class 9 cleanspaces. Certified Fed Std 209E for Class 100 through Class 100,000 cleanspaces. NSF2 Listed for Non-Food & Splash Zones. Drivers and LEDs are covered by a 5 year warranty, the remaining fixture is covered by a 10 year warranty. This product Series is both Build America Buy America (B.A.B.A.) & Buy American Act (B.A.A.) compliant.

PRODUCT DRAWINGS

"S" REFERENCE DIMENSIONS				
SIZE	DIM A	DIM B	DIM C	DIM E
1X4	43.00"	4.75"	4.50"	4.50"
2X2	12.00"	14.00"	24.08"	24.00"
2X4	36.00"	14.00"	48.08"	24.00"



Cleanroom TL-S Amber Troffers: TL-S-LED-AMBER-TW

1x4, 2x2 and 2x4 Amber/White LED Surface Luminaires

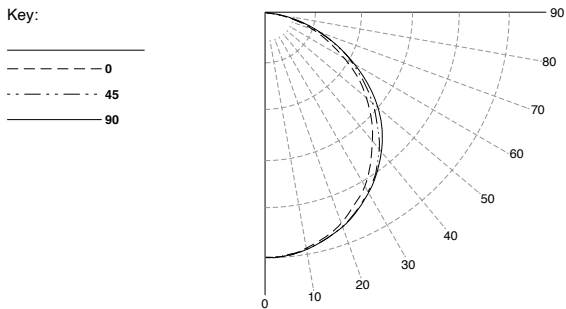
ENERGY DATA - WHITE LED

INSET-FGRS-AMBER LED TROFFER						
ENCLOSURE SIZE	LED SELECTION	Tunable White 80 CRI (4000K)			MAX AMBIENT TEMP ³	CCT RANGE
		LUMENS	WATTS	EFFICACY		
1x4	1LEDTW	3,350	34	99	40°C (104°F)	2700k - 6500k
1X4	2LEDTW	6,750	68	99	40°C (104°F)	2700k - 6500k
2x2	1LEDTW	1,750	17	103	40°C (104°F)	2700k - 6500k
2x2	2LEDTW	3,550	35	101	40°C (104°F)	2700k - 6500k
2x2	3LEDTW	5,300	53	100	40°C (104°F)	2700k - 6500k
2x2	4LEDTW	7,100	68	104	40°C (104°F)	2700k - 6500k
2X4	1LEDTW	3800	35	109	40°C (104°F)	2700k - 6500k
2X4	2LEDTW	7,650	68	113	40°C (104°F)	2700k - 6500k
2X4	3LEDTW	11,500	103	112	40°C (104°F)	2700k - 6500k
2X4	4LEDTW	15,350	135	114	40°C (104°F)	2700k - 6500k

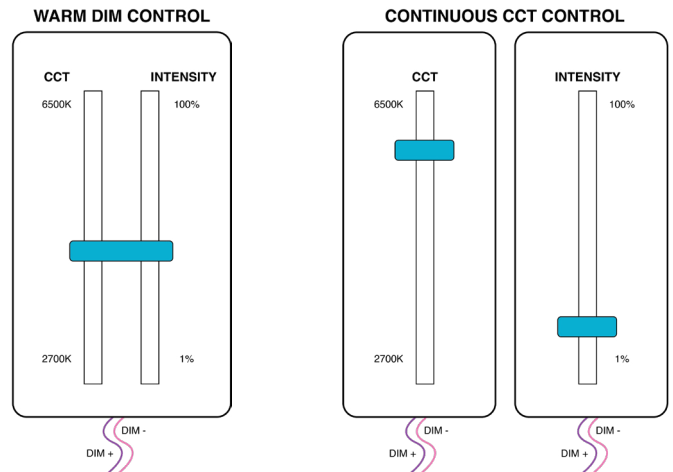
- 1 DELIVERED LUMEN DATA IS CALCULATED BASED ON STATIC WHITE PHOTOMETRY @ 4000K CCT
- 2 WATTAGE IS MEASURED WITH 4000K SELECTION @ 120VAC AND Tambient = 25C. WATTAGES MAY VARY WITH ALTERNATE CONFIGURATIONS
- 3 EFFICACY CALCULATED USING 4000K CCT DATA.
- 4 MAX AMBIENT TEMP RATING, NON-IC INSTALLATON. TEMP RATING MAY VARY WITH SPECIFIED DRIVERS OR ANY NON STANDARD SELECTION
- 5 90 MINUTE 10W EMERGENCY DRIVER; LUMENS CALCULATED BASED ON FIXTURE EFFICACY.
- 6 EM10 DELIVERED LUMENS = (DELIVERED LUMENS/LUMINAIRE WATTS)*10

PHOTOMETRICS

P12 PRISMATIC



CONTROL OPTIONS



Only one set of dimming leads are required. As Intensity is increased so is the CCT. As intensity decreases the CCT decreases to warmer color Temperatures.

Two set of dimming leads are required. Intensity and CCT of light are controlled independently from one another.

Cleanroom TL-S Amber Troffers: TL-S-LED-AMBER-TW

1x4, 2x2 and 2x4 Amber/White LED Surface Luminaires

ENERGY DATA - COLOR LED

INSET-FGRS-AMBER LED TROFFER					
ENCLOSURE SIZE	LED SELECTION	590nm (Amber)			MAX AMBIENT TEMP ³
		LUMENS	WATTS	EFFICACY	
1X4	1YLED	1,885	43	44	40°C (104°F)
1X4	2YLED	3,770	86	44	40°C (104°F)
2X2	1YLED	1,066	22	48	40°C (104°F)
2X2	2YLED	2,132	43	50	40°C (104°F)
2X2	3YLED	3,197	65	49	40°C (104°F)
2X2	4YLED	4,263	86	50	40°C (104°F)
2X4	1YLED	2,390	44	54	40°C (104°F)
2X4	2YLED	4,779	87	55	40°C (104°F)
2X4	3YLED	7,169	130	55	40°C (104°F)
2X4	4YLED	9,558	173	55	40°C (104°F)

* View previous page for energy data notes.

COLOR LED RELATIVE DISTRIBUTION

